

- 
- Location: ch EN
- 
- +41 52 235 73 63
- Menu
- 

# IWC

# SCHAFFHAUSEN

FEEDBACK

- Search
- 
- User Profile
- WELCOME
- User Profile
- LOG IN
- 0
- 

- MY PROFILE
- MY ORDERS
- MY COLLECTION
- ADDRESS BOOK
- WISH LIST
- LOG OUT
- LOG IN /

# IWC

# SCHAFFHAUSEN

- WATCHES
- ACCESSORIES
- SERVICES
- WATCHMAKING
- IWC UNIVERSE
- SUSTAINABILITY
- STORES



## 0 WISHLIST

- VIEW ALL WATCHES
- PILOT'S WATCHES
- PORTUGIESER
- PORTOFINO
- DA VINCI
- INGENIEUR
- AQUATIMER
  
- TRADE IN / PRE-OWNED
- PAST COLLECTIONS
- WATCHES & WONDERS 2020
  
- REPLACEMENT STRAPS
- WATCHBOXES
  
- OUR MANUFACTURE
- INTRODUCTION TO OUR HISTORY
- IWC SCHAFFHAUSEN MUSEUM
- COMPLICATIONS
- CALIBRES
- SWISS LUXURY WATCHES
- INTRODUCTION TO OUR COLLECTION
  
- FINDING MR. KLAUS
- BORN OF A DREAM - MOVIES
- BORN OF A DREAM - JOURNEYS
- IWC NEWS AND EVENTS

FEEDBACK

- LATEST FROM IWC - JOURNAL
- PARTNERSHIPS
- TOTTENHAM HOTSPUR
- MERCEDES-AMG PETRONAS F1 TEAM
- LAUREUS SPORT FOR GOOD
- GOODWOOD AVIATION
- ANTOINE DE SAINT-EXUPÉRY
- TOP GUN
- BLUE ANGELS
- ORLEBAR BROWN
- SOLARIS YACHTS
- OUR APPROACH TO SUSTAINABILITY
- INTRODUCTION TO OUR SERVICES
- EXTEND YOUR WARRANTY
- FIND A MANUAL OR WARRANTY
- SEND YOUR WATCH FOR A SERVICE
- SERVICE PRICE CALCULATOR
- FIND AN AUTHORIZED SERVICE CENTER
- FAQ
- MY IWC ACCOUNT
- FIND A STORE
- IWC SCHAFFHAUSEN MUSEUM
- OUR MANUFACTURE

PRICE MORE FILTERS FEWER FILTERS CLEAR ALL SHOW WATCHES SELECT ALL FILTER

Drag search component here only



### Change location

Search Location

**SELECTED COUNTRY**

### RESULTS


#### ALL LOCATIONS

#### ONLINE SHOP

- ANDORRA / €  
[ {"language": "ENGLISH", "languageUrl": "en"} ]
- AUSTRALIA / AUD  
[ {"language": "ENGLISH", "languageUrl": "en"} ]
- AUSTRIA / €  
[ {"language": "DEUTSCH", "languageUrl": "de"}, {"language": "ENGLISH", "languageUrl": "en"} ]
- BELGIUM / €  
[ {"language": "ENGLISH", "languageUrl": "en"}, {"language": "FRANÇAIS", "languageUrl": "fr"} ]

- BRAZIL / R\$  
[ {"language": "ENGLISH", "languageUrl": "en"} ]
- CANADA / CAD  
[ {"language": "ENGLISH", "languageUrl": "en"}, {"language": "FRANÇAIS", "languageUrl": "fr"} ]
- CHINA / CN¥  
[ {"language": "简体中文", "languageUrl": "https://www.iwc.cn/cn/zh-cn/home.html"} ]
- CROATIA / €  
[ {"language": "Engleski", "languageUrl": "en"} ]
- CYPRUS / €  
[ {"language": "ENGLISH", "languageUrl": "en"} ]
- CZECH REPUBLIC / €  
[ {"language": "Angličtina", "languageUrl": "en"} ]
- DENMARK / kr  
[ {"language": "ENGELSK", "languageUrl": "en"} ]
- ESTONIA / €  
[ {"language": "INGLISE", "languageUrl": "en"} ]
- FINLAND / €  
[ {"language": "ENGLANTI", "languageUrl": "en"} ]
- FRANCE / €  
[ {"language": "FRANÇAIS", "languageUrl": "fr/fr"}, {"language": "ANGLAIS", "languageUrl": "fr/en"} ]
- GERMANY / €  
[ {"language": "DEUTSCH", "languageUrl": "de/de"}, {"language": "ENGLISCH", "languageUrl": "de/en"} ]
- GREECE / €  
[ {"language": "Αγγλικά", "languageUrl": "en"} ]
- HONG KONG SAR, CHINA / hk\$  
[ {"language": "繁體中文", "languageUrl": "zh-tw"}, {"language": "ENGLISH", "languageUrl": "en"} ]
- HUNGARY / €  
[ {"language": "Angol", "languageUrl": "en"} ]
- ICELAND / KR  
[ {"language": "Enska", "languageUrl": "en"} ]
- IRELAND / €  
[ {"language": "ENGLISH", "languageUrl": "en"} ]
- ITALY / €  
[ {"language": "ITALIANO", "languageUrl": "it/it"}, {"language": "INGLESE", "languageUrl": "it/en"} ]
- JAPAN / ¥  
[ {"language": "日本語", "languageUrl": "ja"} ]
- KOREA / KRW  
[ {"language": "한국어", "languageUrl": "ko"} ]
- LATVIA / €  
[ {"language": "ANGLŪ", "languageUrl": "en"} ]
- LITHUANIA / €  
[ {"language": "ANGLŪ", "languageUrl": "en"} ]
- LUXEMBURG / €  
[ {"language": "ENGLESCH", "languageUrl": "en"}, {"language": "FRANSÉISCH", "languageUrl": "fr"} ]
- MACAU SAR, CHINA / MOP  
[ {"language": "ENGLISH", "languageUrl": "en"}, {"language": "繁體中文", "languageUrl": "zh-tw"} ]
- MALAYSIA / MYR  
[ {"language": "ENGLISH", "languageUrl": "en"} ]
- MEXICO / Mex\$  
[ {"language": "ENGLISH", "languageUrl": "en"}, {"language": "SPANISH", "languageUrl": "es"} ]
- NETHERLANDS / €  
[ {"language": "ENGELS", "languageUrl": "en"} ]
- NORWAY / NOK  
[ {"language": "ENGELSK", "languageUrl": "en"} ]
- POLAND / €  
[ {"language": "Angielski", "languageUrl": "en"} ]
- PORTUGAL / €  
[ {"language": "INGLÊS", "languageUrl": "en"} ]
- REST OF THE WORLD

- [ {"language": "ENGLISH", "languageUrl": "en"}, {"language": "DEUTSCH", "languageUrl": "de"}, {"language": "FRANÇAIS", "languageUrl": "fr"}, {"language": "ITALIANO", "languageUrl": "it"} ]
- ROMANIA / €  
[ {"language": "Engleză", "languageUrl": "en"} ]
- RUSSIA / ₪  
[ {"language": "РУССКИЙ", "languageUrl": "ru"} ]
- SINGAPORE / SGD  
[ {"language": "ENGLISH", "languageUrl": "en"} ]
- SLOVAKIA / €  
[ {"language": "ANGLIČTINA", "languageUrl": "en"} ]
- SLOVENIA / €  
[ {"language": "ANGLEŠČINA", "languageUrl": "en"} ]
- SPAIN / €  
[ {"language": "ESPAÑOL", "languageUrl": "es"} ]
- SWEDEN / SEK  
[ {"language": "ENGELSK", "languageUrl": "en"} ]
- SWITZERLAND / CHF  
[ {"language": "DEUTSCH", "languageUrl": "ch/de"}, {"language": "ENGLISH", "languageUrl": "ch/en"}, {"language": "FRANÇAIS", "languageUrl": "ch/fr"} ]
- TAIWAN, CHINA / NT\$  
[ {"language": "繁體中文", "languageUrl": "zh-tw"}, {"language": "ENGLISH", "languageUrl": "en"} ]
- THAILAND / THB  
[ {"language": "ภาษาไทย", "languageUrl": "en"} ]
- TURKEY / TRY  
[ {"language": "İNGİLİZCE", "languageUrl": "en"} ]
- UAE / AED  
[ {"language": "English", "languageUrl": "en"} ]
- UNITED KINGDOM / £  
[ {"language": "ENGLISH", "languageUrl": "gb/en"} ]
- UKRAINE / UAH  
[ {"language": "ENGLISH", "languageUrl": "en"} ]
- USA / \$  
[ {"language": "ENGLISH", "languageUrl": "us/en"} ]

 iwc-ppc-language-



**Shopping Bag** (0)



**SIGN INTO IWC**

Please sign in here by entering your email address and your password

Email (required) * <input style="width: 80%;" type="text" value="Enter your email"/>
Password (required) * <input style="width: 80%;" type="password" value="Enter password"/>
FORGOT YOUR PASSWORD?
Location * <input style="width: 80%;" type="text" value="Switzerland"/> ▼

[Log In](#)

[CLICK HERE FOR FORUM LOGIN](#)

[CREATE NEW ACCOUNT](#)

Register online now to personalize your account, receive updates or catalogues, manage your orders and wish lists.

[REGISTER](#)



Search on iwc


# SEARCH

Search

Enter Search Item



Close



FEEDBACK



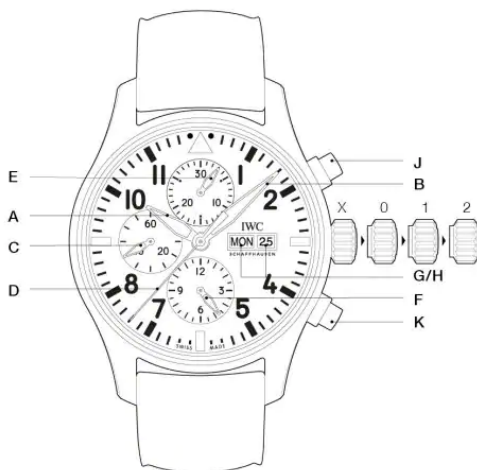
## SELECT LANGUAGE

INSTRUCTION MANUAL FOR  
REFERENCE: 3777



PRINT

# INSTRUCTION MANUAL FOR REFERENCE: 3777



- A .Hour hand
- B .Minute hand
- C .Seconds hand
- D .Chronograph seconds hand
- E .Minute counter
- F .Hour counter
- G .Day display
- H .Date display
- J .Start/stop push-button
- K .Reset push-button
- Crown
- X .Normal position (screwed in)
- 0 .Winding position
- 1 .Date and day setting
- 2 .Time setting

FEEDBACK

## HOW TO CORRECTLY WIND YOUR AUTOMATIC WATCH

### How to correctly wind your automatic watch



FEEDBACK

## FUNCTIONS OF THE CROWN

### NORMAL POSITION



When wearing the watch, the screw-in crown should be in position X. This prevents water from seeping into the case and protects the crown system from damage. To release the crown, unscrew it by turning it in an anticlockwise direction, where, thanks to the tension in the spring, it automatically assumes position 0, the winding position. By depressing the crown in position X and turning it in a clockwise direction at the same time, it is screwed down firmly again and secured.

## **WINDING POSITION**

With the crown in the winding position (position 0), you can wind the movement by hand. Around 10 to 20 revolutions of the crown in the winding direction are enough to start the movement. Once fully wound, the watch's maximum running time will be available, ensuring the precision and maintaining the movement's rate even after taking off the watch and up to a few hours before the power reserve is depleted.

## **DATE AND DAY SETTING**

You should not use the rapid-advance function between 9 p.m. and 3 a.m. because the movement automatically advances the date during this period and this could damage the switching mechanism.

If a month has fewer than 31 days, you will need to set the date manually to the first day of the following month. Pull the crown out to position 1. In this position, you can advance the date by 1 day at a time using the direct advance by turning the crown slowly but continuously to the right.

By turning the crown to the left in position 1, you can set the day. In this position, the day of the week can be advanced by 1 day at a time using the direct advance by turning the crown slowly but continuously to the left.

---

## HOW TO SET THE DATE ON YOUR WATCH

### How to set the date on your watch



FEEDBACK

## TIME SETTING

## TIME SETTING

Before pulling the crown out to its limit to set the time, you should ensure that the watch still has a few hours' power reserve. Otherwise, the crown should be pushed into position 0, the winding position, and the watch should be wound.

For watches with a date display, there is a middle position for the crown. By pulling the crown out to its limit, position 1, used for setting the date, will be skipped and the crown will be in position 2.

If the crown is completely pulled out, the movement will be automatically stopped and the time can be set by turning the crown.

To start the seconds hand, push in the crown to position 0.

By depressing the crown in position X and turning it to the right at the same time, it is screwed down firmly again and secured.

---

## READING THE TIME IN THE DARK

All luminescent elements on hands, dial and external rotating bezel are made from non-ionizing materials.

Both the dial and the hour and minute hands of your watch have luminescent elements that allow you to read the time effortlessly even in total darkness.

---

## READING THE CHRONOGRAPH

Chronograph seconds hand: The scale for the central chronograph seconds hand runs around the edge of the dial

FEEDBACK

Minute counter: The 30-minute scale with a slow jumping hand is situated on the subdial at 12 o'clock. This hand makes 2 complete revolutions in 1 hour.

Hour counter: The 12-hour scale with short lines for the 30-minute indication and with a continuous hand is situated on the subdial at 6 o'clock.

---

## USING THE CHRONOGRAPH

Start: To start the chronograph, press the start/stop push-button.

Stop: To stop the running chronograph, press the start/stop push-button. Both seconds hands stop simultaneously.

Reset: Press the reset/flyback push-button fully, as far as it will go. This will reset all the chronograph hands to zero. The separately stopped split-seconds hand is not automatically reset, but must be reset by pressing the split-seconds-hand button again.

Aggregate timing: You can add the recorded times together by pressing the start/stop push-button again after the first measurement instead of the reset push-button.

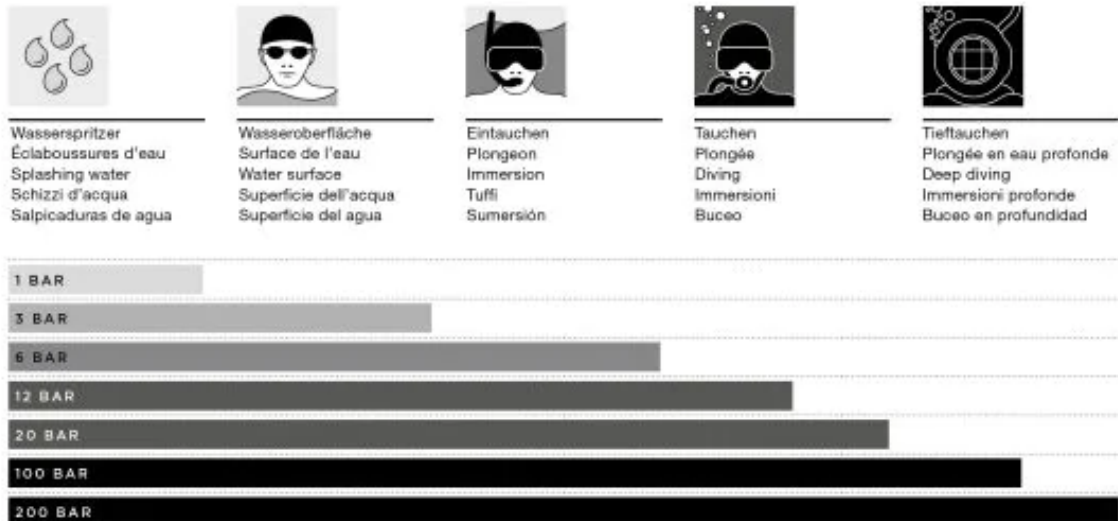
---

## INFORMATION ABOUT MAGNETIC FIELDS

Extremely strong permanent magnets are increasingly found in everyday objects and are an integral part of items such as fasteners on handbags, jewellery cases and cupboards, headphones and magnetic toys. The magnetic fields produced by such permanent magnets can negatively influence the precision of mechanical watches. Mechanical watches should be kept away from such magnetic fields.

However, should there be a sudden change in the precision of your timepiece despite your having taken precautions, please contact an authorized IWC Official Agent or an IWC service centre so that your watch can be demagnetized and restored by a specialist.

## WATER-RESISTANCE



FEEDBACK

The water-resistance of IWC watches is stated in bar, not metres (see engraved detail on the watch with the fish symbol, BAR and a number). The water-resistance of your IWC watch depends on your watch and your lifestyle. Complete water-resistance cannot be guaranteed when diving. If your watch has a strap made of leather, textile or rubber with a leather or textile inlay, make sure that the high-quality strap does not come into contact with water, oily substances, solvents, cleaning agents or cosmetic products. This way you can prevent discolouration and premature ageing of the material.

# SERVICING YOUR WATCH

The optimal service cycle for your IWC timepiece is exclusive to your watch and unique lifestyle. The necessary interval between services will be determined by your individual wearing habits – such as the frequency of wear, the environment(s) you live in and the intensity of physical activity you engage in. Your watch is a finely tuned mechanical instrument. The more carefully you handle your watch, the longer it will continue to function flawlessly. We simply recommend that you continue wearing your watch for as long as you please and to only entrust it for a service if you notice a deviation from the regular performance, function or timekeeping. In this case, we will be happy to return your watch to its original performance level as part of servicing.

Discover More

## CASE MATERIALS

FEEDBACK

CASE MATERIAL	SCRATCH-RESISTANCE	BREAKING STRENGTH	WEIGHT
STAINLESS STEEL	low ● ● ● ● ● high	low ● ● ● ● ● high	low ● ● ● ● ● high
BRONZE	low ● ● ● ● ● high	low ● ● ● ● ● high	low ● ● ● ● ● high
5N GOLD/WHITE GOLD	low ● ● ● ● ● high	low ● ● ● ● ● high	low ● ● ● ● ● high
ARMOR GOLD®	low ● ● ● ● ● high	low ● ● ● ● ● high	low ● ● ● ● ● high
PLATINUM	low ● ● ● ● ● high	low ● ● ● ● ● high	low ● ● ● ● ● high
TITANIUM	low ● ● ● ● ● high	low ● ● ● ● ● high	low ● ● ● ● ● high
TITANIUM ALUMINIDE	low ● ● ● ● ● high	low ● ● ● ● ● high	low ● ● ● ● ● high
CERAMIC (ZIRCONIUM OXIDE)	low ● ● ● ● ● high	low ● ● ● ● ● high	low ● ● ● ● ● high
CERAMIC (BORON CARBIDE)	low ● ● ● ● ● high	low ● ● ● ● ● high	low ● ● ● ● ● high
CARBON	low ● ● ● ● ● high	low ● ● ● ● ● high	low ● ● ● ● ● high
CERATANUM®	low ● ● ● ● ● high	low ● ● ● ● ● high	low ● ● ● ● ● high

